


CONSTANT VOLTAGE | 200W | 24V | SUPER THIN



OUTPUT AMPS	OUTPUT WATTS	POWER FACTOR	AC INRUSH CURRENT
8.33A	200W	0.95	<50A peak @ 230V
CODE	BL-PS-200ST-24		
INPUT VOLTS	200–240V AC 50/60Hz		
INPUT CURRENT	<1.5A		
OUTPUT VOLTS	24V DC Constant Voltage		
OPERATING TEMP.	-20°C ~ +45°C		
CONNECTION METHOD	Concealed screw terminals		
PROTECTION	Overload, short circuit, overheat, and automatic re-start		
DIMENSIONS	W32.1 x H22.3 x L356.4mm		
INGRESS PROTECTION	IP20		
DISTANCE FROM INSTALLATION (Secondary Output)	Recommended under 10 metres		
CONTROL	Dimmable on the secondary output only by PWM		
WARRANTY	3 years		
COMPLIANCE			

APPLICATIONS

The power supply BL-PS-200ST-24 is exclusively designed for Light Emitting Diode (LED) lamps used indoors. It is a switch mode power supply with 24V DC constant output voltage.

An electronic protection circuit switches off the power supply in case of short circuit or overload in the secondary circuit, overheat as well as open circuit. After removing faults, the LED power supply resets automatically for operation.

IMPORTANT INFORMATION

The unit conforms to the directive **2014/30/EU** for the electromagnetic compatibility and the low voltage directive **2014/35/EU**.

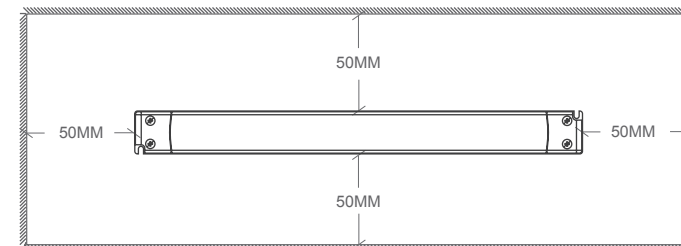
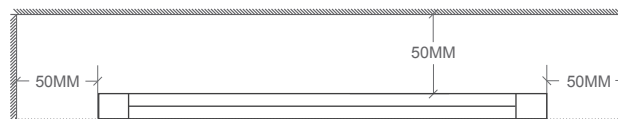
- The LED power supply can only be used with LED luminaires.
- The LED power supply is only suitable for use indoors. Protect the LED power supply against excessive heat (permissible operating temperature range -20 to +45°C).

INSTALLATION

- Connect the LED luminaire to the LED power supply with correct polarity.
- If the LED power supply is used for purposes other than originally intended or is connected in the wrong way, no liability can be taken for possible damages.
- Do not exceed the load indicated on the power supply

Ambient temperature (ta)
Max. 45°C

Case temperature (tc)
Max. 85°C



Maintain 50mm space around sides of power supply

